

SELLING PRICE

AVERAGE	\$436K	MEDIAN	\$422K
Month-over-Month	0.0%	Month-over-Month	1.5%
Year-over-Year	12.2%	Year-over-Year	16.4%



All Residential

AVERAGE	\$540K	MEDIAN	\$498K
MoM	0.0%	MoM	-0.5%
YoY	10.6%	YoY	13.1%



Detached

AVERAGE	\$409K	MEDIAN	\$411K
MoM	1.6%	MoM	2.3%
YoY	12.3%	YoY	14.0%



Semi-Detached

AVERAGE	\$293K	MEDIAN	\$292K
MoM	1.4%	MoM	0.6%
YoY	12.3%	YoY	13.1%



Row/Townhouse

AVERAGE	\$204K	MEDIAN	\$192K
MoM	1.8%	MoM	5.2%
YoY	19.8%	YoY	12.9%



Apartment Condominium

NEW LISTINGS



3,496

INVENTORY



Current Month	1,367	Month-over-Month	↓ -33.3%
YTD	37K	Year-over-Year	↓ -7.3%



SALES

Current Month	1,428	Month-over-Month	↓ -25.4%
YTD	29K	Year-over-Year	↑ 17.2%



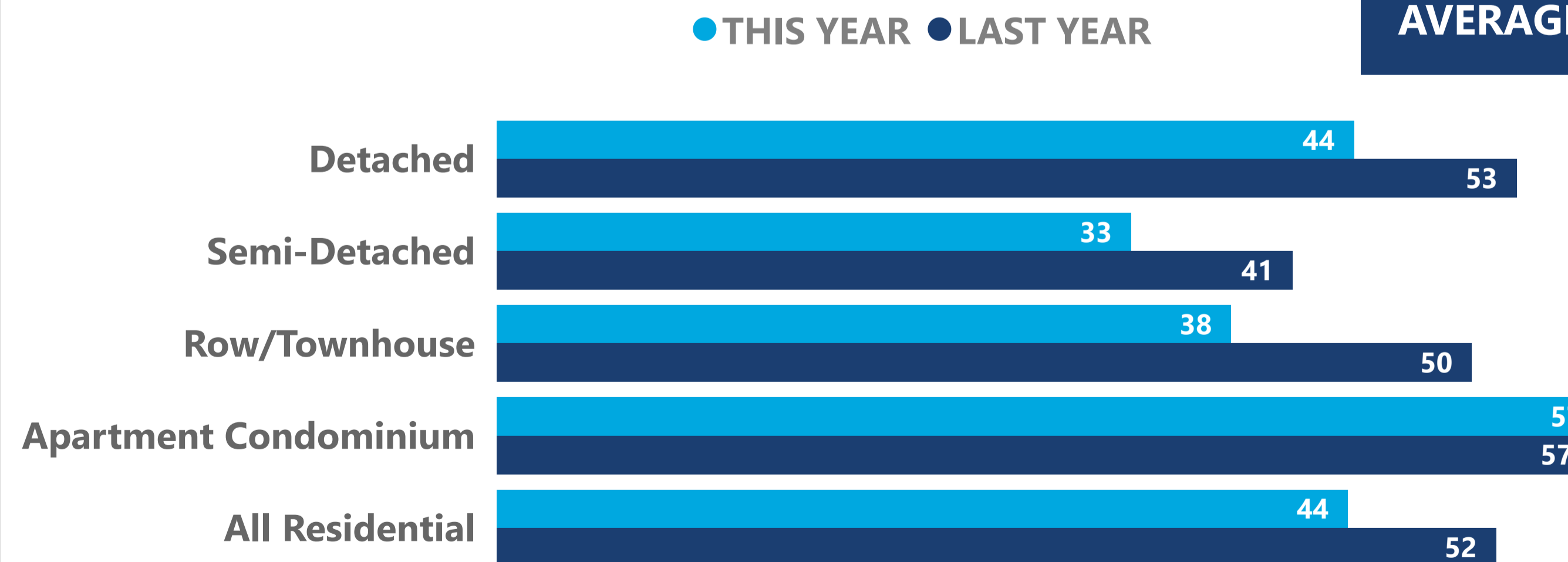
SOLD

Detached	\$2,450,000
Semi-Detached	\$880,000
Row/Townhouse	\$687,500
Apartment Condominium	\$1,600,000



HIGH ROLLERS

AVERAGE DAYS ON MARKET FOR MONTHLY SALES



* Greater Edmonton Area includes Beaumont, Bon Accord, Bruderheim, Calmar, Devon, Edmonton, Fort Saskatchewan, Gibbons, Leduc, Legal, Morinville, New Sarepta, Redwater, Rural Leduc County, Rural Parkland County, Rural Strathcona County, Rural Sturgeon County, Sherwood Park, Spruce Grove, St. Albert, Stony Plain, Thorsby, Wabamun, Warburg.

SELLING PRICE

AVERAGE	\$418K	MEDIAN	\$400K
Month-over-Month	2.6%	Month-over-Month	1.3%
Year-over-Year	12.3%	Year-over-Year	14.5%



All Residential

AVERAGE	\$533K	MEDIAN	\$488K
MoM	2.2%	MoM	-0.4%
YoY	10.1%	YoY	10.9%



Detached

AVERAGE	\$403K	MEDIAN	\$410K
MoM	-0.3%	MoM	1.3%
YoY	9.7%	YoY	12.3%



Semi-Detached

AVERAGE	\$288K	MEDIAN	\$290K
MoM	2.9%	MoM	1.8%
YoY	10.6%	YoY	9.4%



Row/Townhouse

AVERAGE	\$204K	MEDIAN	\$191K
MoM	5.1%	MoM	7.2%
YoY	20.7%	YoY	12.1%



Apartment Condominium

NEW LISTINGS



Current Month	995	Month-over-Month	↓ -34.0%
YTD	26K	Year-over-Year	↓ -1.7%



Current Month	1,059	Month-over-Month	↓ -22.6%
YTD	20K	Year-over-Year	↑ 20.6%

2,552



INVENTORY

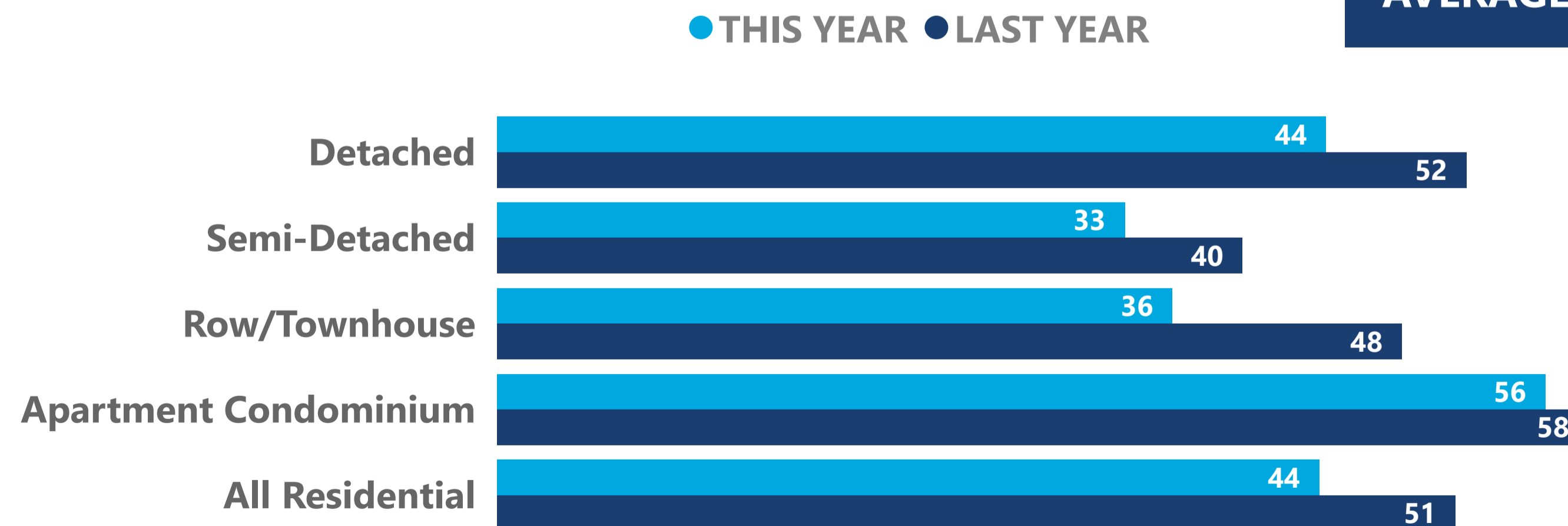


Detached	\$2,450,000
Semi-Detached	\$648,000
Row/Townhouse	\$687,500
Apartment Condominium	\$1,600,000



HIGH ROLLERS

AVERAGE DAYS ON MARKET FOR MONTHLY SALES



NEW LISTINGS



Current Month	Month-over-Month
1,367	↓ -33.3%
YTD	Year-over-Year
37K	↓ -7.3%



Current Month	Month-over-Month
1,428	↓ -25.4%
YTD	Year-over-Year
29K	↑ 17.2%

3,496



INVENTORY



Detached	\$2,450,000
Semi-detached	\$880,000
Row/Townhouse	\$687,500
Apartment Condominium	\$1,600,000



HIGH ROLLERS

AVERAGE DAYS ON MARKET FOR MONTHLY SALES



SELLING PRICE COMPARISONS

ALL RESIDENTIAL	DETACHED	SEMI-DETACHED	ROW/TOWNHOUSE	APARTMENT CONDOMINIUM
AVERAGE \$436K	AVERAGE \$540K	AVERAGE \$409K	AVERAGE \$293K	AVERAGE \$204K
MoM 0.0%	MoM 0.0%	MoM 1.6%	MoM 1.4%	MoM 1.8%
YoY 12.2%	YoY 10.6%	YoY 12.3%	YoY 12.3%	YoY 19.8%
MEDIAN \$422K	MEDIAN \$498K	MEDIAN \$411K	MEDIAN \$292K	MEDIAN \$192K
MoM 1.5%	MoM -0.5%	MoM 2.3%	MoM 0.6%	MoM 5.2%
YoY 16.4%	YoY 13.1%	YoY 14.0%	YoY 13.1%	YoY 12.9%

* Greater Edmonton Area includes Beaumont, Bon Accord, Bruderheim, Calmar, Devon, Edmonton, Fort Saskatchewan, Gibbons, Leduc, Legal, Morinville, New Sarepta, Redwater, Rural Leduc County, Rural Parkland County, Rural Strathcona County, Rural Sturgeon County, Sherwood Park, Spruce Grove, St. Albert, Stony Plain, Thorsby, Wabamun, Warburg

NEW LISTINGS



Current Month	Month-over-Month
995	↓ -34.0%
YTD	Year-over-Year
26K	↓ -1.7%



SALES

Current Month	Month-over-Month
1,059	↓ -22.6%
YTD	Year-over-Year
20K	↑ 20.6%

2,552



INVENTORY



Detached	\$2,450,000
Semi-detached	\$648,000
Row/Townhouse	\$687,500
Apartment Condominium	\$1,600,000



HIGH ROLLERS

AVERAGE DAYS ON MARKET FOR MONTHLY SALES



● THIS YEAR ● LAST YEAR

SELLING PRICE COMPARISONS



ALL RESIDENTIAL

AVERAGE	\$418K
MoM	2.6%
YoY	12.3%
MEDIAN	\$400K
MoM	1.3%
YoY	14.5%



DETACHED

AVERAGE	\$533K
MoM	2.2%
YoY	10.1%
MEDIAN	\$488K
MoM	-0.4%
YoY	10.9%



SEMI-DETACHED

AVERAGE	\$403K
MoM	-0.3%
YoY	9.7%
MEDIAN	\$410K
MoM	1.3%
YoY	12.3%



ROW/TOWNHOUSE

AVERAGE	\$288K
MoM	2.9%
YoY	10.6%
MEDIAN	\$290K
MoM	1.8%
YoY	9.4%



APARTMENT CONDOMINIUM

AVERAGE	\$204K
MoM	5.1%
YoY	20.7%
MEDIAN	\$191K
MoM	7.2%
YoY	12.1%

MLS® HOME PRICE INDEX

\$404K

Benchmark Price

↑ **0.4%**

Month-over-Month

↑ **7.8%**

Year-over-Year

\$436K

Average Sales Price

↑ **0.0%**

Month-over-Month

↑ **12.2%**

Year-over-Year

\$422K

Median Sales Price

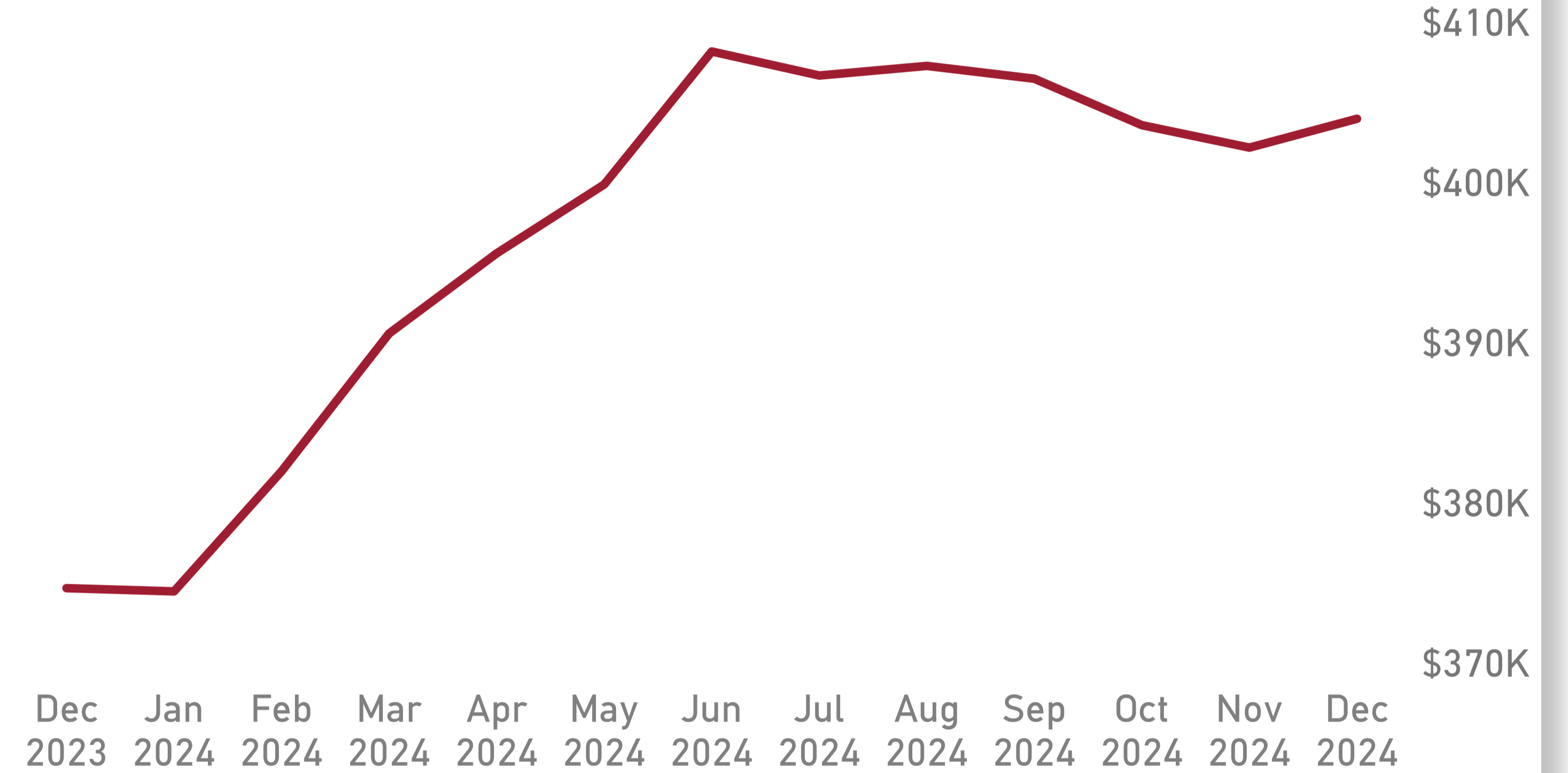
↑ **1.5%**

Month-over-Month

↑ **16.4%**

Year-over-Year

BENCHMARK PRICE TREND



\$476K

Benchmark Price


↑ **0.6%**

Month-over-Month

↑ **9.7%**

Year-over-Year

SINGLE FAMILY



\$195K

Benchmark Price

↑ **0.3%**

Month-over-Month

↑ **9.3%**

Year-over-Year

APARTMENT



\$268K

Benchmark Price

↓ **-0.4%**

Month-over-Month

↑ **12.6%**

Year-over-Year

TOWNHOUSE

MLS® HOME PRICE INDEX

\$392K

Benchmark Price

↑ **0.4%**

Month-over-Month

↑ **6.8%**

Year-over-Year

\$418K

Average Sales Price

↑ **2.6%**

Month-over-Month

↑ **12.3%**

Year-over-Year

\$400K

Median Sales Price

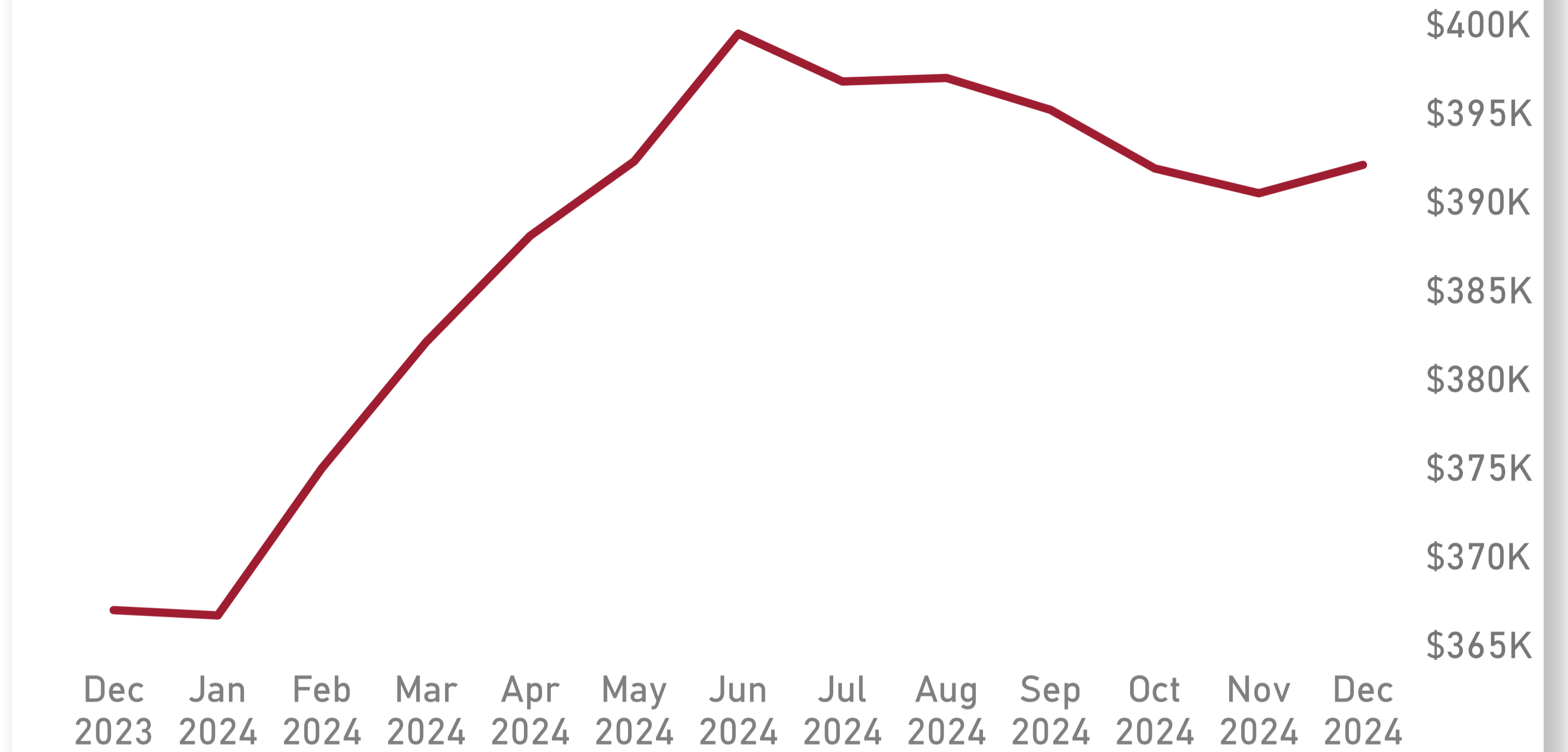
↑ **1.3%**

Month-over-Month

↑ **14.5%**

Year-over-Year

BENCHMARK PRICE TREND



\$478K

Benchmark Price


↑ **0.6%**

Month-over-Month

↑ **8.8%**

Year-over-Year

SINGLE FAMILY



\$190K

Benchmark Price

↑ **0.6%**

Month-over-Month

↑ **9.7%**

Year-over-Year

APARTMENT



\$262K

Benchmark Price

↓ **-0.8%**

Month-over-Month

↑ **14.0%**

Year-over-Year

TOWNHOUSE

NEW LISTINGS



Current Month

1,367

Month-over-Month

↓ -33.3%

YTD

37K

Year-over-Year

↓ -7.3%

* Greater Edmonton Area includes Beaumont, Bon Accord, Bruderheim, Calmar, Devon, Edmonton, Fort Saskatchewan, Gibbons, Leduc, Legal, Morinville, New Sarepta, Redwater, Rural Leduc County, Rural Parkland County, Rural Strathcona County, Rural Sturgeon County, Sherwood Park, Spruce Grove, St. Albert, Stony Plain, Thorsby, Wabamun, Warburg.

NEW LISTINGS



Current Month

995

Month-over-Month

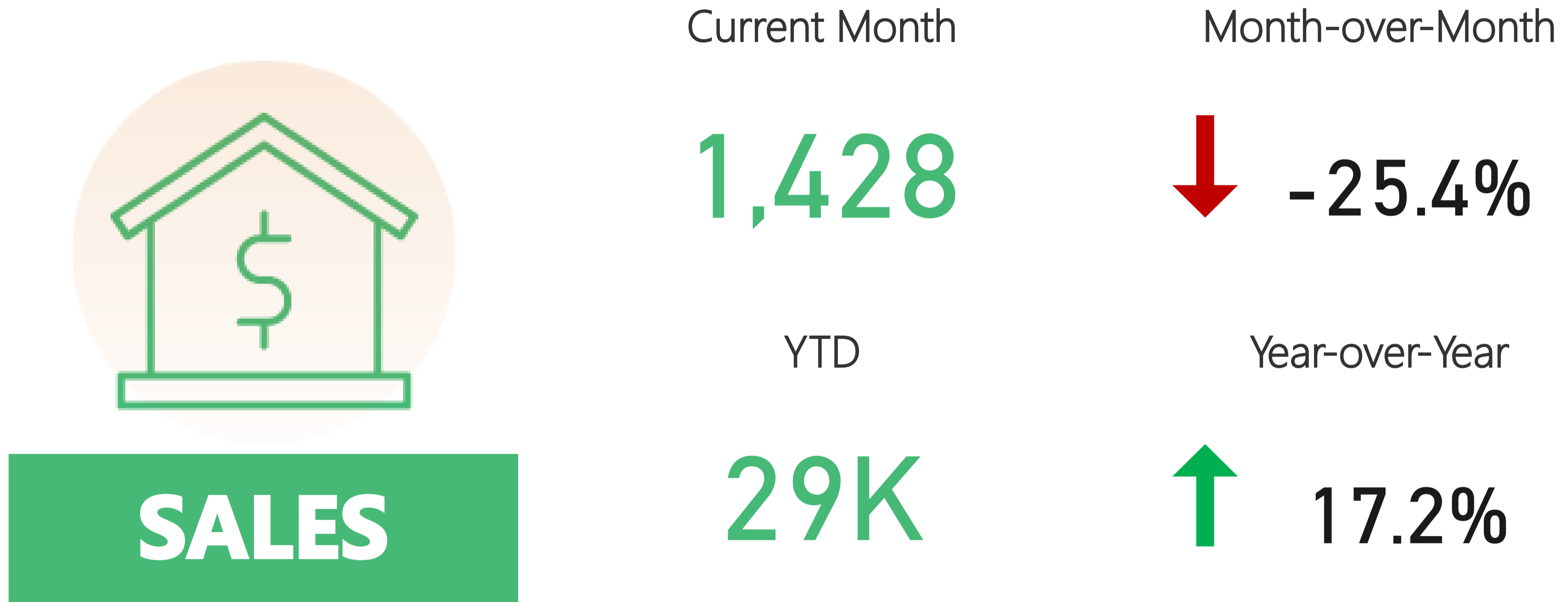
↓ -34.0%

YTD

26K

Year-over-Year

↓ -1.7%



* Greater Edmonton Area includes Beaumont, Bon Accord, Bruderheim, Calmar, Devon, Edmonton, Fort Saskatchewan, Gibbons, Leduc, Legal, Morinville, New Sarepta, Redwater, Rural Leduc County, Rural Parkland County, Rural Strathcona County, Rural Sturgeon County, Sherwood Park, Spruce Grove, St. Albert, Stony Plain, Thorsby, Wabamun, Warburg.



SALES

Current Month

1,059

YTD

20K

Month-over-Month

↓ -22.6%

Year-over-Year

↑ 20.6%

3,496



INVENTORY

** Greater Edmonton Area includes Beaumont, Bon Accord, Bruderheim, Calmar, Devon, Edmonton, Fort Saskatchewan, Gibbons, Leduc, Legal, Morinville, New Sarepta, Redwater, Rural Leduc County, Rural Parkland County, Rural Strathcona County, Rural Sturgeon County, Sherwood Park, Spruce Grove, St. Albert, Stony Plain, Thorsby, Wabamun, Warburg.*

2,552



INVENTORY



Detached

\$2,450,000

Semi-Detached

\$880,000

Row/Townhouse

\$687,500

Apartment
Condominium

\$1,600,000



HIGH ROLLERS

** Greater Edmonton Area includes Beaumont, Bon Accord, Bruderheim, Calmar, Devon, Edmonton, Fort Saskatchewan, Gibbons, Leduc, Legal, Morinville, New Sarepta, Redwater, Rural Leduc County, Rural Parkland County, Rural Strathcona County, Rural Sturgeon County, Sherwood Park, Spruce Grove, St. Albert, Stony Plain, Thorsby, Wabamun, Warburg.*



Detached

\$2,450,000

Semi-Detached

\$648,000

Row/Townhouse

\$687,500

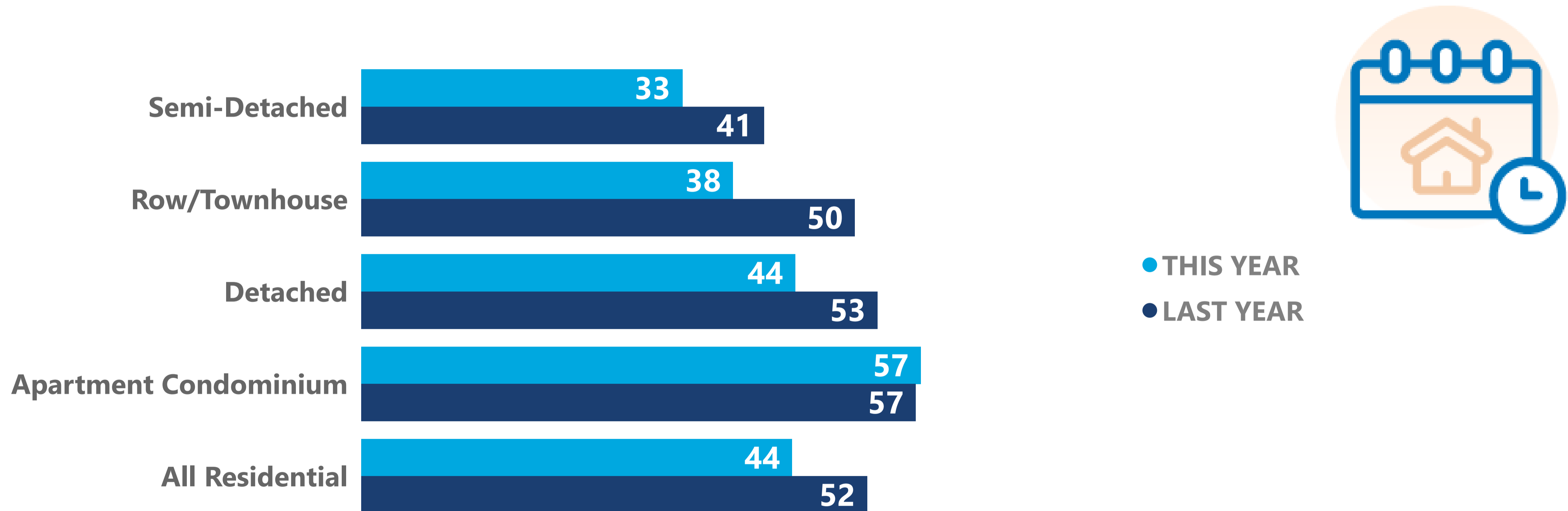
Apartment
Condominium

\$1,600,000



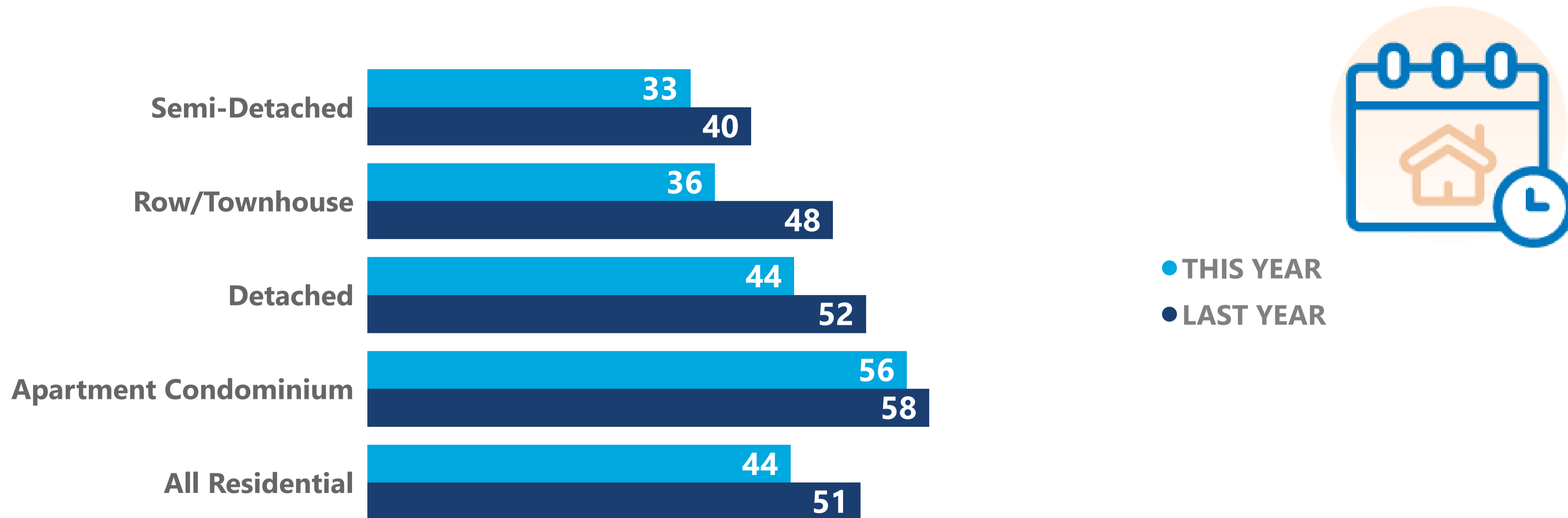
HIGH ROLLERS

AVERAGE DAYS ON MARKET FOR MONTHLY SALES



* Greater Edmonton Area includes Beaumont, Bon Accord, Bruderheim, Calmar, Devon, Edmonton, Fort Saskatchewan, Gibbons, Leduc, Legal, Morinville, New Sarepta, Redwater, Rural Leduc County, Rural Parkland County, Rural Strathcona County, Rural Sturgeon County, Sherwood Park, Spruce Grove, St. Albert, Stony Plain, Thorsby, Wabamun, Warburg.

AVERAGE DAYS ON MARKET FOR MONTHLY SALES



AVERAGE

\$436K

\$422K

MEDIAN

MoM

0.0%

1.5%

MoM

YoY

12.2%

16.4%

YoY



All Residential

* Greater Edmonton Area includes Beaumont, Bon Accord, Bruderheim, Calmar, Devon, Edmonton, Fort Saskatchewan, Gibbons, Leduc, Legal, Morinville, New Sarepta, Redwater, Rural Leduc County, Rural Parkland County, Rural Strathcona County, Rural Sturgeon County, Sherwood Park, Spruce Grove, St. Albert, Stony Plain, Thorsby, Wabamun, Warburg.

AVERAGE

\$418K

\$400K

MEDIAN

MoM

2.6%

1.3%

MoM

YoY

12.3%

14.5%

YoY



All Residential

AVERAGE

\$540K

\$498K

MEDIAN

MoM

0.0%

-0.5%

MoM

YoY

10.6%

13.1%

YoY



Detached

* Greater Edmonton Area includes Beaumont, Bon Accord, Bruderheim, Calmar, Devon, Edmonton, Fort Saskatchewan, Gibbons, Leduc, Legal, Morinville, New Sarepta, Redwater, Rural Leduc County, Rural Parkland County, Rural Strathcona County, Rural Sturgeon County, Sherwood Park, Spruce Grove, St. Albert, Stony Plain, Thorsby, Wabamun, Warburg.

AVERAGE

\$533K

MoM

2.2%

YoY

10.1%



Detached

\$488K

MEDIAN

-0.4%

MoM

10.9%

YoY

AVERAGE

\$409K

\$411K

MEDIAN

MoM

1.6%

2.3%

MoM

YoY

12.3%

14.0%

YoY



Semi-Detached

** Greater Edmonton Area includes Beaumont, Bon Accord, Bruderheim, Calmar, Devon, Edmonton, Fort Saskatchewan, Gibbons, Leduc, Legal, Morinville, New Sarepta, Redwater, Rural Leduc County, Rural Parkland County, Rural Strathcona County, Rural Sturgeon County, Sherwood Park, Spruce Grove, St. Albert, Stony Plain, Thorsby, Wabamun, Warburg.*

AVERAGE

\$403K

MoM

-0.3%

YoY

9.7%



Semi-Detached

\$410K

MEDIAN

1.3%

MoM

12.3%

YoY

AVERAGE

\$293K

\$292K

MEDIAN

MoM

1.4%

0.6%

MoM

YoY

12.3%

13.1%

YoY



Row/Townhouse

* Greater Edmonton Area includes Beaumont, Bon Accord, Bruderheim, Calmar, Devon, Edmonton, Fort Saskatchewan, Gibbons, Leduc, Legal, Morinville, New Sarepta, Redwater, Rural Leduc County, Rural Parkland County, Rural Strathcona County, Rural Sturgeon County, Sherwood Park, Spruce Grove, St. Albert, Stony Plain, Thorsby, Wabamun, Warburg.

AVERAGE

\$288K

\$290K

MEDIAN

MoM

2.9%

1.8%

MoM

YoY

10.6%

9.4%

YoY



Row/Townhouse